


PPPL-4126

PPPL-4126

Progress towards High Performance Plasmas in the National Spherical Torus Experiment (NSTX)

S.M. Kaye, M.G. Bell, R.E. Bell, S. Bernabei,
J. Bialek, T. Biewer, et al.

November 2005



Princeton Plasma Physics Laboratory

Report Disclaimers

Full Legal Disclaimer

This report was prepared as an account of work sponsored by an agency of the United States Government. Neither the United States Government nor any agency thereof, nor any of their employees, nor any of their contractors, subcontractors or their employees, makes any warranty, express or implied, or assumes any legal liability or responsibility for the accuracy, completeness, or any third party's use or the results of such use of any information, apparatus, product, or process disclosed, or represents that its use would not infringe privately owned rights. Reference herein to any specific commercial product, process, or service by trade name, trademark, manufacturer, or otherwise, does not necessarily constitute or imply its endorsement, recommendation, or favoring by the United States Government or any agency thereof or its contractors or subcontractors. The views and opinions of authors expressed herein do not necessarily state or reflect those of the United States Government or any agency thereof.

Trademark Disclaimer

Reference herein to any specific commercial product, process, or service by trade name, trademark, manufacturer, or otherwise, does not necessarily constitute or imply its endorsement, recommendation, or favoring by the United States Government or any agency thereof or its contractors or subcontractors.

PPPL Report Availability

Princeton Plasma Physics Laboratory

This report is posted on the U.S. Department of Energy's Princeton Plasma Physics Laboratory Publications and Reports web site in Fiscal Year 2006.

The home page for PPPL Reports and Publications is:

http://www.pppl.gov/pub_report/

Office of Scientific and Technical Information (OSTI):

Available electronically at: <http://www.osti.gov/bridge>.

Available for a processing fee to U.S. Department of Energy and its contractors, in paper from:

U.S. Department of Energy
Office of Scientific and Technical Information
P.O. Box 62
Oak Ridge, TN 37831-0062

Telephone: (865) 576-8401

Fax: (865) 576-5728

E-mail: reports@adonis.osti.gov

Progress Towards High Performance Plasmas in the National Spherical Torus Experiment (NSTX)

S.M. Kaye¹, M.G. Bell¹, R.E. Bell¹, S. Bernabei¹, J. Bialek², T. Biewer¹, W. Blanchard¹, J. Boedo³, C. Bush⁴, M.D. Carter⁴, W. Choe⁵, N. Crocker⁶, D.S. Darrow¹, W. Davis¹, L. Delgado-Aparicio⁷, S. Diem¹, J. Ferron⁸, A. Field⁹, J. Foley¹, E.D. Fredrickson¹, D.A. Gates¹, T. Gibney¹, R. Harvey¹⁰, R.E. Hatcher¹, W. Heidbrink¹¹, K. Hill¹, J.C. Hosea¹, T.R. Jarboe¹², D.W. Johnson¹, R. Kaita¹, C. Kessel¹, S. Kubota⁶, H.W. Kugel¹, J. Lawson¹, B.P. LeBlanc¹, K.C. Lee¹³, F. Levinton¹⁴, R. Maingi⁴, J. Manickam¹, R. Maqueda¹⁴, R. Marsala¹, D. Mastrovito¹, T.K. Mau³, S.S. Medley¹, J. Menard¹, H. Meyer⁹, D.R. Mikkelsen¹, D. Mueller¹, T. Munsat¹⁵, B.A. Nelson¹², C. Neumeyer¹, N. Nishino¹⁶, M. Ono¹, H. Park¹, W. Park¹, S. Paul¹, T. Peebles⁶, M. Peng⁴, C. Phillips¹, A. Pigarov³, R. Pinsky⁸, A. Ram¹⁷, S. Ramakrishnan¹, R. Raman¹², D. Rasmussen⁴, M. Redi¹, M. Rensink¹⁸, G. Rewoldt¹, J. Robinson¹, P. Roney¹, A.L. Roquemore¹, E. Ruskov¹¹, P. Ryan⁴, S.A. Sabbagh², H. Schneider¹, C.H. Skinner¹, D.R. Smith¹, A. Sontag², V. Soukhanovskii¹⁸, T. Stevenson¹, D. Stotler¹, B. Stratton¹, D. Stutman⁷, D. Swain⁴, E. Synakowski¹, Y. Takase¹⁹, G. Taylor¹, K. Tritz⁷, A. von Halle¹, M. Wade⁴, R. White¹, J. Wilgen⁴, M. Williams¹, J.R. Wilson¹, W. Zhu², S.J. Zweben¹, R. Akers⁹, P. Beiersdorfer¹⁸, R. Betti²⁰, T. Bigelow⁴,

¹Princeton Plasma Physics Laboratory, Princeton University, Princeton, NJ 08543, USA

²Dept. of Applied Physics, Columbia Univ., NYC, NY, USA

³University of California, San Diego, CA, USA

⁴Oak Ridge National Laboratory, Oak Ridge, TN, USA

⁵Korea Advanced Institute of Science and Technology, Taejeon, Republic of Korea

⁶University of California, Los Angeles, CA, USA

⁷Johns Hopkins University, Baltimore, MD, USA

⁸General Atomics, San Diego, CA, USA

⁹Euratom-UKAEA Fusion Associates, Abingdon, Oxfordshire, UK

¹⁰CompX, Del Mar, CA, USA

¹¹University of California, Irvine, CA, USA

¹²University of Washington, Seattle, WA, USA

¹³University of California, Davis, CA, USA

¹⁴Nova Photonics, Princeton, NJ, USA

¹⁵University of Colorado, Boulder, CO, USA

¹⁶Hiroshima University, Hiroshima, JAPAN

¹⁷Massachusetts Institute of Technology, Cambridge, MA, USA

¹⁸Lawrence Livermore National Laboratory, Livermore, CA, USA

¹⁹University of Tokyo, Tokyo, JAPAN

²⁰University of Rochester, Rochester, NY, USA

M. Bitter¹, P. Bonoli¹⁷, C. Bourdelle²¹, C.S. Chang²², J. Chrzanowski¹, C. Domier¹³,
L. Dudek¹, P.C. Efthimion¹, M. Finkenthal⁷, E. Fredd¹, G.Y. Fu¹, A. Glasser²³, R.J. Goldston¹,
N.L. Greenough¹, L.R. Grisham¹, N. Gorelenkov¹, L. Guazzotto²⁰, R.J. Hawryluk¹, J. Hogan⁴,
W. Houlberg⁴, D. Humphreys⁸, F. Jaeger⁴, M. Kalish¹, S. Krasheninnikov³, L.L. Lao⁸,
J. Lawrence²⁴, J. Leuer⁸, D. Liu¹¹, N.C. Luhmann¹³, E. Mazzucato¹, G. Oliaro¹,
D. Pacella²⁵, R. Parsells¹, M. Schaffer⁸, I. Semenov²⁶, K.C. Shaing²⁷, M.A. Shapiro¹⁷,
K. Shinohara²⁸, P. Sichta¹, X. Tang²³, R. Vero⁷, D. Walker⁸, W. Wampler²⁹

e-mail contact of main author: skaye@pppl.gov

²¹CEA, Cadarache, FRANCE

²²New York University, NYC, NY, USA

²³Los Alamos National Laboratory, Los Alamos, NM, USA

²⁴Princeton Scientific Instruments, Princeton, NJ, USA

²⁵ENEA, Frascati, ITALY

²⁶Kurchatov Institute, RUSSIA

²⁷University of Wisconsin, Madison, WI, USA

²⁸JAERI, Naka, JAPAN

²⁹Sandia National Laboratory, Albuquerque, NM, USA

Abstract

The major objective of the National Spherical Torus Experiment (NSTX) is to understand basic toroidal confinement physics at low aspect ratio and high β_T in order to advance the ST concept. In order to do this, NSTX utilizes up to 7.5 MW of Neutral Beam Injection, up to 6 MW of High Harmonic Fast Waves, and it operates with plasma currents up to 1.5 MA and elongations of up to 2.6 at a toroidal field up to 0.45 T. New facility, diagnostic and modeling capabilities developed over the past two years have enabled the NSTX research team to make significant progress towards establishing this physics basis for future ST devices. Improvements in plasma control have led to more routine operation at high elongation and high β_T (up to $\sim 40\%$) lasting for many energy confinement times. β_T can be limited by either internal or external modes. The installation of an active error field correction coil pair has expanded the operating regime at low density and has allowed for initial resonant error field amplification experiments. The determination of the confinement and transport properties of NSTX plasmas has benefited greatly from the implementation of higher spatial resolution kinetic diagnostics. The parametric variation of confinement is similar to that at conventional aspect ratio but with values enhanced relative to those determined from conventional aspect ratio scalings and with a B_T dependence. The transport is highly dependent on details of both the flow and magnetic shear. Core turbulence was measured for the first time in an ST through correlation reflectometry. Non-inductive startup has been explored using PF-only and transient co-axial helicity injection techniques, resulting in up to 140 kA of toroidal current generated by the latter technique. Calculated bootstrap and beam-driven currents have sustained up to 60% of the flat-top plasma current in NBI discharges. Studies of HHFW absorption have indicated parametric decay of the wave and associated edge thermal ion heating. Energetic particle modes, most notably TAE and fishbone-like modes result in fast particle losses, and these instabilities may affect fast ion confinement on devices such as ITER. Finally, a variety of techniques has been developed for fueling and power and particle control.

1. Introduction

The National Spherical Torus Experiment (NSTX)[1–3] is a low aspect ratio torus whose goals are to advance the understanding of toroidal confinement physics using the leverage of high β_T ($=\langle p \rangle / (B_T^2/2\mu_0)$) and low aspect ratio. This understanding will help to develop the physics basis for advancing the Spherical Torus (ST) concept[4, 5]. In order to do this, an experimental database and a theoretical understanding must be developed in four areas: macroscopic plasma behavior, transport, waves and energetic particles, and plasma-boundary interfaces. NSTX goals in each area include:

1. *Macroscopic Plasma Behavior:* Attainment of wall stabilized plasmas with β_T up to $\sim 40\%$ and normalized β , β_N , up to 9, compatible with non-inductive current startup and sustainment. β_T is defined with respect to the vacuum toroidal magnetic field at the geometric axis;
2. *Transport:* Routine access to long-pulse plasmas with confinement enhanced by at least 60% over L-mode values;
3. *Waves and Energetic Particles:* The ability to heat electrons selectively and drive current non-inductively using RF waves, and to achieve good confinement of energetic particles in the super-Alfvénic regime;
4. *Plasma-Boundary Interface:* Density control and the ability to operate the compact ST configuration with acceptable heat flux to the plasma facing surfaces during steady-state operation and with transients.

NSTX is both addressing these issues individually and is integrating the conditions for each in order to develop steady-state, high performance plasmas. While the international ST program is widely based and varied[6–8], NSTX is uniquely positioned to address the high performance issues described above. This paper presents the highlights of NSTX research over the last two years. The device capabilities and diagnostics are described in Section 2 with emphasis on the new capabilities commissioned in 2003 to 2004. Progress towards the main goals in each of the four physics areas mentioned above and towards developing integrated high-performance scenarios will be given in Section 3. A summary and discussion of future plans will be given in Section 4. Particular emphasis will be placed on the new and unique results of the NSTX research program.

2. Device Description

NSTX operates at low aspect ratio with $R=0.85$ m and $a=0.67$ m ($R/a \simeq 1.27$). Over the past two years, NSTX has operated with plasma currents up to 1.4 MA, B_T up to 0.45 T and elongations up to 2.6 in both the Lower Single Null (LSN) or Double Null Diverted (DND) configurations. Close-fitting conducting plates provide passive stabilization of vertical motion and external MHD modes. Deuterium neutral beam power of just over 7 MW at 100 keV and High Harmonic Fast Wave (HHFW) power of up to 6 MW at 30 MHz are sources of heating and non-inductive current drive. Plasma operation was primarily in deuterium, although helium was sometimes used during HHFW operation. The inner and outer halves of the vessel are isolated electrically for generating plasma current non-inductively through co-axial helicity injection (CHI).

Facility upgrades over the past two years included the installation and commissioning of a multi-barrel lithium pellet injector, a supersonic gas injector for localized and efficient fueling, provision of a capacitor bank power supply for CHI experiments and modifications to the HHFW antenna feedthroughs for extending the performance reliability and power delivered to the plasma. A facility upgrade critical to the success of the majority of experiments run in the past year was reduced latency in the plasma control system from several ms to under 1 ms, improving the real-time plasma control and leading to more routine operation at high elongation[9]. Continued development of real-time EFIT (rtEFIT[10]) led to its successful use in experiments that required fine boundary control. An extra set of PF coils and power supplies was commissioned for use in non-solenoidal startup experiments, and a pair of ex-vessel control coils for error field compensation, and ultimately for control of Resistive Wall Modes (RWM), was installed and operated.

The past two years also saw improvements in the NSTX diagnostics critical to advancing our understanding of toroidal confinement physics. A new 51-channel Charge Exchange Recombination Spectroscopy (CHERS) diagnostic for measuring ion temperature, toroidal rotation velocity and carbon density profiles was installed. Additional new diagnostics included an Edge Rotation Diagnostic (ERD) to measure simultaneously the poloidal and toroidal rotation, temperature and density of both C^{2+} and He^{1+} ions at the plasma edge, magnetic sensors in the divertor region to aid equilibrium reconstruction, in-vessel magnetic sensors mounted on the passive stabilizer plates and located approximately 5 to 10 cm outside the last closed flux surface for measuring the $n=1$ to 3 mode structures of external/RWM modes, and a high frequency Langmuir probe to measure fluctuations associated with RF heating. A scanning Neutral Particle Analyzer (NPA) was installed to measure the thermal and fast ion distribution functions, and a microwave correlation reflectometer system was

upgraded to measure long-wavelength turbulence in the plasma core. Edge fluctuations were measured with an upgraded reciprocating edge Langmuir probe[11], a new fast camera for Gas Puff Imaging (GPI) measurements, a new divertor visible camera and edge channels in the FIR interferometer system. Finally, an eight channel Motional Stark Effect (MSE) diagnostic was installed and has recently been used to determine the plasma current profile.

3. Experimental Results

3.1. Macroscopic Plasma Behavior

A recent technical improvement involved reducing the time response of the plasma control system from 4 to 0.75 ms[9]. This improved the feedback control for vertical stability, and it led to routine operation at higher elongation, κ , triangularity, δ , and pulse lengths than those achieved in previous years. This is characterized by plotting the magnetic pulse length, $\tau_{p,mag}$, as a function of κ in Fig. 1. $\tau_{p,mag}$ is defined as $\int_{I_p > 0.85 I_{p,max}} (I_p dt) / I_{TF}$, where I_{TF} is the total toroidal field coil threading current. The weighting in $\tau_{p,mag}$ by the magnetic utilization factor, I_p / I_{TF} , normalizes out differences due to q , since $I_p / I_{TF} \sim 1 / q_{cyl}$ for fixed aspect ratio, R/a . The elongation was calculated by the magnetics-based equilibrium reconstruction code EFIT, adapted for use on NSTX[12, 13]. The control system improvement permitted operation over an extended range of elongation; κ values exceeding 2.6 at low plasma internal inductance, l_i , (~ 0.5) and δ up to 0.8 were obtained (not simultaneously). A 20% increase over the previous maximum elongation is seen.

The ability to access more routinely higher elongation benefits most operational scenarios in NSTX. In particular, the greater shaping allowed for higher plasma current at otherwise fixed conditions, leading to higher values of normalized current, I_p / aB_T , and hence higher values of β_T . Here, the B_T used to define both β_T and I_p / aB_T is the vacuum toroidal field at the geometric axis. Shown in Fig. 2 is a plot of peak β_T as determined from EFIT for a subset of discharges shown in Fig. 1. The EFIT calculations were based on external magnetic measurements with the pressure profile shape constrained by the electron pressure as measured by the Thomson scattering diagnostic. The error bar is the EFIT random uncertainty in the value of β_T . Values of the normalized β_T , $\beta_N = \beta_T / (I_p / aB_T)$, of up to 6.2 %·m·T/MA at the time of peak β_T were attained over the full range of I_p / aB_T . A maximum value of $\beta_N = 6.8$ %·m·T/MA has been achieved at peak poloidal β , $\beta_P = 1.8$. The benefit of being able to achieve higher κ and thus higher I_p / aB_T is evidenced by significantly more high- β_T (>30%) shots during the 2004 experimental campaign than in previous years[14].

Not only was there more consistent attainment of high- β_T , but longer duration periods of

high β_T were achieved as well. Fig. 3 shows a time evolution of a 1 MA, high- β_T discharge. In this discharge, neutral beam injection starting early at 0.07 s and a short pause in the plasma current ramp-up at 0.09 s led to an early L-H transition[15], as indicated by a sharp drop in the D_α signal and the clear development of an edge transport barrier in the density profile. The TF was ramped down at 0.34 s after an ELM-free period. During the ramp, the stored energy of the plasma plateaued at 250 kJ while β_T continued to increase. Also shown is the β_T evolution as computed by TRANSP, which is based on the measured kinetic profiles of the thermal ions and electrons and a Monte-Carlo calculation of the neutral beam ion component based on classical processes. The β_T values from the magnetic and kinetic calculations peak at 36 and 38% respectively. A significant result is that the EFIT value of β_T remained high ($>30\%$) for approximately 0.08 s, which is about two energy confinement times for this discharge at this time. The earlier decrease in the TRANSP computed β_T is due to sparser time resolution of the kinetic profile measurements as compared to that of the magnetics. Also of significance is that while the central density continued to rise through the course of the discharge, the line-averaged density remained constant, as seen in the bottom panel of Fig. 3, indicating control of the edge density due to the presence of Edge Localized Modes (ELMs).

This high- β_T discharge was limited by the growth of low-n internal modes, as shown in Fig. 4. The red traces in the figure show the evolution of the toroidal field, β_T and the magnetic fluctuation amplitude in the high- β_T discharge. The black traces are taken from a similar discharge, but one in which the toroidal field was held steady and, therefore, one with lower β_T ($\simeq 20\%$). A long-duration m/n=2/1 mode in the mid-radius region existed in both discharges. A 1/1 mode became unstable in the high- β_T discharge, as reflected by the increase in the amplitude of the magnetic fluctuations, at about 560 ms. Rotation and diamagnetic effects were important in the high- β_T discharge in leading to a saturation rather than a complete reconnection of the 1/1 mode, thus allowing β_T to increase to values over 35%[16]. The 1/1 mode coupled and phase locked to the 2/1 mode resulting in a reduction of the plasma rotation (Fig. 5, top panel). The β_T started to decrease as the modes coupled, gradually at first, but then it collapsed as the mode frequency decreased through a critical value of 2 kHz at 590 ms. The plasma rotation remained high in the discharge with no TF ramp-down (Fig. 5, bottom panel).

Resistive Wall Modes (RWM) were the β_T -limiting mechanism in the low q regime, where these modes were more prevalent[17]. The prevalence of these modes at low q follows from the critical rotation frequency for mode growth, which was observed to scale as $1/q^2$, with q being the local value. The dynamics of a high- β_T discharge limited by a RWM are shown in Fig. 6. The β_N of this discharge, shown in the top panel, exceeds a value of 5 %·m·T/MA,

which is about 10% greater than the no-wall limit computed by the DCON stability code[18], for many wall times ($\tau_{wall} \sim 5$ ms). The in-vessel magnetic sensors show nearly simultaneous growth of n=1 to 3 modes, consistent with the DCON result indicating unstable n=1 to 3 RWM components. In this discharge, the mode was purely growing with no evidence of mode rotation down to 200 Hz and no higher frequency rotating tearing modes (bottom two panels).

In order to expand the NSTX operating space and allow for further increases in β_T , it is essential to explore means by which performance-limiting MHD modes can be stabilized. This exploration was initiated using the first of three pairs of error field (EF) compensation/RWM control coils. The other two pairs will be commissioned for the next experimental campaign. The active control coil pair was used to eliminate low-density locked modes which could otherwise limit the potential for achieving high performance plasmas, as well as to understand the effect of the applied radial magnetic fields on modes at higher density and β_T . In the appropriate polarity with 1 kA-turn, corresponding to an applied n= 1 $B_{radial} \sim 10$ G at the outer midplane, the threshold density for locked modes was reduced from 1.2 to $\sim 0.5 \cdot 10^{19} m^{-3}$. Experiments during the next campaign will focus on using the EF/RWM coil to suppress the low density locked modes and the RWM simultaneously[17].

Non-inductive operation will be essential for future STs because of space and neutron loading limitations. Several techniques of non-solenoidal plasma startup are being explored on NSTX. In initial experiments in one technique, plasmas were pre-ionized using HHFW and ECH (18 GHz) on the low field side of the vessel near the RF antenna. The currents in the outer poloidal field coils were adjusted to establish a high quality field null ($B_\phi E_\phi / B_\theta > 0.1$ kV/m) over a region near the RF antenna, and then they were ramped to produce a toroidal loop voltage of 5 to 15 Volts near the antenna. Currents up to 20 kA were produced, but the plasmas terminated on the center stack. The goal for future work using this technique is to control the radial position of the nascent plasma to confine it to the region where the loop voltage is high, and thus achieve higher current.

Another technique that was tested is transient CHI[7], in which a pulse of voltage lasting for only a few ms is applied between the inner and outer vessel segments, producing a plasma which is then propelled into the main chamber. A toroidal current is created in the presence of a toroidal field, and flux surfaces are believed to become closed due to reconnection processes associated with low-n magnetic activity. The transient CHI technique has the benefit of reduced power to the walls, since the CHI is on for only a short time. An example of such a CHI discharge in NSTX is shown in Fig. 7. A voltage of 1 kV was applied across the electrodes, generating an injector current of 4 kA and a resulting plasma current of 100 kA in this case, although the plasma current lasted only as long as the injector current.

Plasma currents up to 140 kA with amplification factors (I_p/I_{CHI}) of up to 40 were achieved. This amplification factor is a factor of two greater than that obtained previously with longer duration CHI application. For the discharge shown in Fig. 7, T_i and T_e of 20 to 25 eV were measured. Flux closure is presently being assessed. Future experiments will focus on maintaining plasma current beyond the duration of the injector current in order to couple the plasma to other current drive sources, both inductive and non-inductive.

3.2. Transport

H-mode operation in NSTX resulted in the highest performance plasmas, with stored energies reaching close to 400 kJ in 1 MA plasmas with ~ 7 MW of NB heating power. An experiment to study the L-H threshold power was conducted as part of an NSTX/MAST identity experiment. The threshold power in NSTX was found to be low, $P_{NBI} \simeq 350$ kW, in balanced DND plasmas at 0.5 MA and 0.45 T, with the threshold increasing to between 1 and 2 MW in LSN plasmas (with the ion ∇B drift towards the X-point); these threshold powers are consistent with those on MAST for similar configurations and parameters[19]. Ohmic H-modes were often observed, most reproducibly at $B_T > 0.4$ T.

The confinement trends in NSTX were similar to those at conventional aspect ratio in some respects, but differed in others. Systematic scans of LSN H-mode plasmas at fixed power and B_T indicated a linear increase in both the global and thermal τ_E , computed by EFIT and TRANSP respectively, as a function of plasma current (0.6 to 1.2 MA). Fig. 8 shows the results of this scan; the linear increase of total stored energy with plasma current is seen, as is an increase in the electron stored energy, W_e , as measured by the Thomson scattering diagnostic. The electron density was seen to vary by approximately 30% over the range of currents, but the central electron temperature remained constant. The “ears” on the density profile reflect the buildup of carbon at the edge during the early and mid H-mode phases. A similar carbon density buildup at the edge, but not to the extent observed on NSTX, was seen at conventional aspect ratio in DIII-D VH-modes[20].

Results taken from these systematic scans, as well as from other discharges with similar operating parameters, indicate that at a fixed current of 0.8 MA, and 0.45 T, the global and thermal τ_E were found to scale as $P^{-0.40}$ and $P^{-0.57}$ respectively, a slightly weaker degradation than at higher R/a. The current and power dependences for the thermal confinement time is shown in Fig. 9. Contrary to conventional aspect ratio, however, a B_T dependence was observed. This trend in the global and thermal confinement times is shown in Fig. 10. The left panel shows the global τ_E normalized to the 97 L-mode scaling[21], and the right panel shows the thermal τ_E normalized to the H-mode ITERH-98P(y,2) thermal τ_E scaling[22]. The

figures show that the global τ_E values are enhanced over the L-mode value, with enhancement factors of close to 2.8 at the highest B_T for both L- and H-mode plasmas. Although the confinement enhancements for L- and H-mode discharges are comparable, the L-mode discharges were much more transient than were the H-modes.

The thermal confinement enhancement factors are more modest, reaching 1.4 at the highest B_T for H-mode plasmas, but with lower values at lower fields. Calculation uncertainties in the thermal τ_E are approximately 25%. The thermal τ_E values ranged from a factor of 0.36 to 1.13 of the global τ_E , with a mean value of 0.66. The quality of the kinetic data at the lowest B_T precluded calculating the thermal τ_E at these fields with confidence. A reduction in confinement enhancement at the lowest B_T (<0.3 T) is seen for both the global and thermal values, and this reduction may be related to low-n MHD activity that is more prevalent at lower than at higher q. It is also seen that there is much scatter in the confinement enhancements at all fields. This is partly due to the fact that both ELMing and ELM-free discharges are shown in this comparison, with ELMing discharges having energy confinement time enhancement factors approximately 10 to 20% below those of the ELM-free discharges.

Insight into the possible B_T dependence and processes causing transport can be gained by examining preliminary turbulence measurements using fixed-frequency (30, 42 and 49 GHz) quadrature and swept-frequency (26 to 40 GHz) homodyne correlation reflectometry systems. For the first time in NSTX, and in an ST, quantitative long-wavelength ($k_\theta \rho_i < 1$) turbulence measurements have been made in the core ($r/a=0.2$ to 0.7) of beam-heated L-mode plasma discharges. Correlation reflectometry data indicate radial correlation lengths (L_c) ranging from 2 to 25 cm with significantly smaller values observed in the outer plasma ($r/a \sim 0.65$). Long wavelength electrostatic modes are expected to be stable or suppressed by ExB flow shear in the core. The longer correlation lengths measured at $r/a \sim 0.3-0.5$ may, therefore, be indicative of the existence of turbulence contributions from shorter scale fluctuations or, possibly, from the effect of beam-driven magnetic instabilities.

The correlation lengths measured in the outer plasma at $r/a=0.7$ (where ITG turbulence can exist) are illustrated in the top panel of Fig. 11 as a function of local $|B|$ during a fixed edge q scan. As can be seen, correlation lengths are observed to increase with decreasing field, reaching values of approximately 8 cm at the lowest field. The bottom panel of Fig. 11 demonstrates that the correlation lengths scale with ρ_s ($\rho_s \propto (T_e m_i)^{1/2} / B_{T0}$), with L_c / ρ_s being ~ 8 over this range of fields. This is consistent with previous turbulence data from DIII-D L-mode plasmas as well as with associated non-linear gyrokinetic code calculations based on ITG turbulence[23]. Quadrature reflectometry measurements taken for a similar set of discharges show a reduction in the measured reflectometer phase fluctuation level (for

frequencies >10 kHz and ignoring large coherent modes) as the magnetic field is increased. Quantitative estimates of the density fluctuation levels using the measured phase depends on the details of the specific model employed. However, for these measurements all models would indicate a significant reduction in density fluctuation levels at higher magnetic fields. These general observations are consistent with poorer confinement at lower B_T . In the context of core turbulence and transport, the data suggests that NSTX plasmas may represent a transition away from a long-wavelength, electrostatic turbulence dominated core to one where magnetic fluctuations or possibly shorter wavelength electrostatic turbulence play significant roles.

The determination of the transport properties of NSTX plasmas by TRANSP has benefited greatly by the increased number of spatial points of the CHERS diagnostic. The calculations indicate, as before[24], that the electron channel dominates the transport loss in most H-modes ($\chi_e=10$ to 20 m²/s), resulting in $T_e(0)$ values ≤ 2 keV, despite neutral beam heating powers of up to 7 MW. The ion thermal diffusivity is near or above the NCLASS[25] neoclassical value in many cases ($\chi_i = 1$ to 5 m²/s). NCLASS neoclassical values do not take into account enhancements to the neoclassical diffusivity by up to a factor of 2 due to finite orbit effects[26]. In the L-mode, $\chi_i \approx \chi_e$ (1 to 10 m²/s) for line-averaged densities $\leq 4 \cdot 10^{19}$ m⁻³, but $\chi_e > \chi_i$ for higher densities.

The local transport properties of NSTX plasmas appear to be sensitive to variations in magnetic shear, as is shown by comparing two discharges with different q-profiles[27]. The q-profiles of these discharges were varied by changing the current ramp rate and the NBI timing in low density ($n_{e0} \sim 2 \cdot 10^{19}$ m⁻³) L-mode discharges. In a discharge with a fast I_p ramp and early NBI, the T_i and T_e exhibited much stronger gradients near $r/a=0.5$ than in a discharge with a slower I_p ramp and later NBI, signifying the development of an internal transport barrier. The electron and ion temperature profiles from these discharges at times of comparable density and rotation velocity profiles are shown in Fig. 12, and the sharper temperature profile gradients can be seen in discharge 112989, the one with the faster I_p ramp and earlier neutral beam injection. The q-profiles for these two discharges, as determined in TRANSP assuming Sauter neoclassical resistivity [28], is shown in the top panel of Fig. 13. The modeling for the slow ramp/late NBI discharge (112996) shows a monotonic q-profile, while that for the fast ramp/early NBI discharge (112989) exhibits a magnetic shear reversal from $r/a=0.2$ to 0.5 . The electron transport barrier generally falls in the region of maximum negative magnetic shear, while the ion transport barrier coincides with the location of q_{min} . MSE measurements of the current profile to confirm the reversed shear were not available for these discharges. It is noted, however, that off axis 1/1 modes were observed in 112989, and similar modes were observed in discharges in which equilibrium reconstructions that

used MSE measurement as a constraint did indicate reversed shear. The implications of the possible reversed shear are seen in the bottom panels of Fig. 13, which show a reduction by a factor of 3 to 7 in the thermal diffusivities of both the electrons and ions in the region of reversed and low shear respectively. $\chi_i = \chi_e$ outside this region. Because of uncertainties in T_e , T_i and their gradients, the χ s are highly uncertain in the shaded region, $r/a < 0.2$ and > 0.7 .

Reflectometer measurements indicated both longer turbulence correlation lengths and higher estimated density fluctuation levels in the discharge with monotonic shear as compared to the one with possible reversed shear. GS2[29, 30] gyrokinetic calculations indicate linear growth rates for microinstabilities in the $k_\theta \rho_s = 0.1$ to 10 range (ITG/TEM, microtearing) near $r/a = 0.45$ which are significantly higher in the monotonic than in the reversed shear case. In addition, high $k_\theta \rho_s$ modes (ETGs) are suppressed in the region of reversed or low shear, supporting the general conclusion of the importance of electron physics in determining the overall confinement in NSTX[27]. Non-linear gyrokinetic calculations are underway to confirm these results and to study the stabilizing effect of sheared rotation.

3.3. *Waves and Energetic Particles*

The 30 MHz (9th harmonic of the deuterium gyrofrequency on axis) system provides the potential for heating electrons selectively to reduce ohmic flux consumption and for providing non-inductive current drive directly. The twelve-strap HHFW antenna has the capability to launch waves over a range of toroidal wavenumbers ($k_T = 3$ to 14 m^{-1}) and directions. While significant electron heating has been observed in low density deuterium and helium plasmas, the actual power absorption of the electrons was found to depend sensitively on the spectrum of launched waves. Both the absorption and incremental confinement time in these HHFW-only plasmas were determined from the temporal response of the total stored energy to these modulations. The fractional electron power absorption determined from the responses is 80% at $k_T = 14 \text{ m}^{-1}$, 75%, 40% at 7, -7 m^{-1} respectively (counter, co-current injection) and 10% at -3 m^{-1} (counter-injection), with the remainder of the power unaccounted for. Electron heating profiles are consistent with model calculations which predict broader heating profiles for higher k_T , but the increment in electron stored energy is less than what would be expected for pure electron heating.

Heating of the edge thermal ions during HHFW was measured by the Edge Rotation Diagnostic[31], and this heating is being considered as a possible explanation for the apparent deficit in electron heating. This edge measurement indicates that the edge ions could be described as a two-temperature component plasma, with a significant hot component whose

temperatures scaled with the HHFW power, and which could reach 0.6 keV, as shown in Fig. 14. The edge ion heating was associated with parametric decay of the launched HHFW wave as measured by a Langmuir probe in the plasma scrape-off layer. A frequency spectrum of the probe signal is shown in Fig. 15; the fundamental wave at 30 MHz is seen along with sidebands separated by $f_{c,D}$, indicative of a decay into an Ion Bernstein Wave (IBW) wave. More IBW sidebands are observed with increasing P_{HHFW} . It is also noted that a significant amount of HHFW power could be absorbed by fast ions in HHFW+NBI experiments.

The reduced HHFW power absorption limited the current driven by the HHFW, especially at $k_T=3 \text{ m}^{-1}$ where the current drive is predicted by theory to be maximal. Because of the importance of non-inductive current drive in STs, other techniques to accomplish this must be developed. The Electron Bernstein Wave (EBW) is one candidate. In this approach, a launched O-mode wave is converted to an EBW, which then heats the electrons locally at the cyclotron layer in the perpendicular direction. Modeling for high- β_T NSTX equilibria indicates that off-axis co-current is driven efficiently via the Ohkawa mechanism, in which passing electrons become trapped, thus reducing counter current drive[32, 33]. The key to making this a viable technique is to have a $>80\%$ conversion efficiency from O-mode to the EBW. Assessments of 16 to 18 GHz EBW emission and estimates of mode conversion efficiency in NSTX support this requirement, and plans for developing a 3 MW, 28GHz EBW system are underway[33].

NSTX and STs in general are particularly susceptible to fast ion driven instabilities due to the intrinsically low B_T . The super-Alfvénic 80 kV neutral beam ions have similar dimensionless parameters to the 3.5 MeV alpha particles from the D-T fusion reaction in proposed tokamak reactors. In NSTX, neutral beam heated plasmas typically exhibit a broad spectrum of energetic ion excited instabilities excited through a resonant interaction with fast ions[34]. At the highest frequencies ($0.3 < \omega/\omega_{ci} < 1$) are the compressional and global Alfvén waves (CAE and GAE). At intermediate frequencies ($\simeq 100 \text{ kHz}$) are a form of shear Alfvén waves, the toroidal Alfvén eigenmodes (TAE). These are weakly damped, natural plasma modes whose frequency is determined largely by the thermal plasma parameters. For the large fast ion β_T found in NSTX, there can also be energetic particle modes, instabilities whose frequency is set by parameters of the fast ion distribution, typically at frequencies below 100 kHz. Often, the presence of these modes leads to loss of fast ions. Enhanced fast ion losses have been correlated with both the TAE-like and fishbone-like modes, but there is no observed degradation in performance (e.g., plasma stored energy and confinement) correlated with the appearance of CAE activity. There are some indications that the CAE modes do affect the fast ion distribution. Bursts of CAE activity in some cases appear to trigger the growth of the lower frequency fast ion driven instabilities, explainable by CAE-

induced transport of fast ions in either real or velocity space

3.4. Plasma-Boundary Interface

The exploration of improved particle control and plasma fueling benefited from the implementation of several new techniques and capabilities. Boronization during 350 C bakeout, deposition of 1 to 2 g of trimethylboron prior to a run day and interspersing plasma and helium conditioning discharges all helped to maintain good wall conditions and led to better density control. Initial experiments were successfully performed using a Li pellet injector and a supersonic gas injector for localized and efficient fueling. The use of these capabilities and techniques will be expanded in future operation[35].

Because of the compact nature of the ST, it is important to not only account for the power escaping from the plasma but to reduce the power to the material surfaces. Power accountability in both LSN and DND plasmas was found to be good[36], with up to 70% and 90% of the power be accounted for in the two configurations respectively. The largest fraction of the power loss (35%) was deposited on the divertor plates, with an out-in ratio of up to 5:1. Inner divertor detachment was found to reduce the power loading of the inner divertor plates to values of $<1 \text{ MW/m}^2$ [37]. Inner divertor detachment was observed in both L- and H-mode NBI-heated plasmas at densities $> 2 \cdot 10^{19} \text{ m}^{-3}$. Fig. 16 shows an example of the inner divertor detachment in an ELM-free H-mode; a cold, dense highly recombining and highly radiating MARFE-like plasma region developed on the inner divertor plate at 0.12 s, as indicated by a sharp increase in the peak and average D_γ/D_α ratios, an increase of the inner divertor radiation (bottom panel) and the appearance (not shown) of Stark-broadened Balmer series lines originating from the high atomic levels 5 to 10. The increasing divertor radiation with time, despite the reduction in the D_γ/D_α ratios, indicates that volume recombination is still occurring and that the inner divertor remains detached. The outer divertor in all experiments remained attached, with heat fluxes up to 10 MW/m^2 [38].

A variety of ELMS, which can cause transient increased divertor power loading, was observed in H-mode plasmas. An apparent new type of ELM, Type V, was identified in Lower Single Null discharges[39, 40]. This ELM is small amplitude with minimal energy loss and minimal resulting power loading. These ELMS occur in plasmas in the collisionality regime $\nu_e^* > 1$, where ν_e^* is evaluated at the top of the density pedestal. At lower ν_e^* , this small ELM was interspersed between large Type I ELMS. The Type V ELM originates in the lower part of the vessel, near the lower X-point which is in the direction of the ion ∇B drift, and it propagates poloidally in the electron diamagnetic direction. Type I ELMS often exhibited low-n external kink-like structures on the fast camera images, while structures

associated with Type II/III/V ELMs were higher n . The severity of ELMs that affect the plasma stored energy was found to depend sensitively on plasma elongation. Future work will focus on understanding the underlying ELM stability properties and its dependence on shape using high spatial resolution edge diagnostics in order to utilize them for control of both density and power loading.

The 2-D structure of edge plasma turbulence was measured by viewing the emission of D_α or helium spectral lines enhanced by gas puffing using an ultra-high speed CCD camera[41]. Transitions from L-mode to H-mode could appear as a continuous evolution from a turbulent "blob-like" or intermittent state to a quiescent state over 0.1 ms, apparently without any new spatial features or flows. Transitions from H-mode to L-mode appeared as high- n poloidal perturbations which evolved into radially moving blobs. ELMs normally were associated with an increase in blob-like activity, although sometimes ELM-free H-modes had intermittent blob-like turbulence. Blobs are regions of enhanced light emission that form near the separatrix and move outward. The underlying physics of their origin and formation, however, is not known.

3.5. *Integrated High Performance*

The performance enhancements achieved in each of the individual physics areas have been integrated to produce high- β_T plasmas with a significant amount of non-inductive driven current. Fig. 17 reflects this progress statistically, where an estimate of bootstrap current fraction ($\epsilon^{1/2}\beta_P/2$, where ϵ is the inverse aspect ratio, a/R) is plotted against β_T for NSTX discharges from the past four years of operation. The target of high non-inductive fraction ($\sim 60\%$) and high β_T ($\sim 40\%$) is shown in the upper right hand corner. The red points were data taken during the 2004 experimental campaign, and the black points were taken prior to this year. As can be seen, a large step in both directions (shaded region) has been taken towards the target, with a significant number of discharges with both $\beta_T > 20\%$ and with $> 40\%$ estimated bootstrap fraction. The advance made during the 2004 campaign is indicated by the shaded region.

A specific example of such an integrated high performance discharge at $B_T = 0.44$ T is shown in Fig. 18. The improved shaping capability ($\kappa = 2.3$) and early L-H transition in this discharge led to lower l_i and reduced ohmic flux consumption. This 1 MA discharge was heated by over 7 MW of NBI. During the H-phase, the Z_{eff} in the core of the plasma increased in time from approximately 1.5 to 3, while that near the edge remained high, near 5, due to the buildup of carbon there. The discharge had a current flattop time of 0.8 s, which is approximately four current relaxation times. According to model calculations, the

q-profile was monotonically increasing with radius, but remained approximately constant for the last 300 ms of the discharge (> 1 current relaxation time) with q_0 approximately 1. The stored energy of the plasma plateaued at 280 to 300 kJ and β_T at $>20\%$ for approximately 0.5 s, which is over ten energy confinement times. β_N exceeded 5 and τ_E/τ_{97L} was about 1.7 simultaneously for the same duration. The line averaged density exhibited only a modest increase after $t=0.3$ s, and was then held constant at 80% of the Greenwald limit by small ELM activity. n_e/n_{GW} reached 0.9 to 1 in other discharges, and minimal confinement degradation was observed at these high normalized densities.

In this and similar discharges, the loop voltage remained low (<0.5 V) through the duration of the current and energy flattop, indicating a significant amount of non-inductive driven current. The fractions of current driven by various sources are plotted as a function of time in Fig. 19 for a discharge similar to, but of shorter duration than, the one shown in Fig. 18. Approximately 60% of the total current was driven non-inductively by beams (10%) and bootstrap (50%), as calculated by TRANSP. The MSE diagnostic, commissioned at the end of the 2004 run, will measure the current directly in order to aid in the assessment of the non-inductive current fraction and profile.

4. Summary and Future Plans

NSTX has made significant progress towards its goal of establishing the spherical Torus physics database at high β_T , with enhanced confinement and low ion transport levels, and mitigation of divertor heat loads. More routine access to high- β_T was achieved during the last experimental campaign, along with a better understanding of the processes, from both internal and external MHD modes, that are limiting. The thermal and global confinement times are found to scale with current and power as in conventional aspect ratio tokamaks, but with enhanced values relative to conventional aspect ratio scalings, but with a dependence on toroidal field. Research has focused on developing an understanding of how rotational and magnetic shear, as well as electromagnetic turbulence, affect performance. These measurements, coupled with both linear and non-linear gyrokinetic calculations, will lead to an integrated understanding of the fundamental transport processes in high- β_T plasmas. Despite outstanding issues in understanding HHFW power deposition and fast ion confinement, other means to both generate and sustain current non-inductively have been explored. Non-solenoidal startup has been demonstrated by two different techniques. The advances over the past year in operational techniques to create favorable plasma profiles have led to significant progress towards the NSTX target of a high performance, non-inductively driven plasma, with frequent attainment of non-inductive current fractions of over 40% and $\beta_T > 20\%$. Fur-

thermore, NSTX has achieved the performance levels in β_T and confinement enhancement factor required for a successful Component Test Facility[2].

The next experimental campaign will take advantage of enhanced capabilities and techniques in order to progress farther toward the NSTX goals. Current profile measurements will aid analysis efforts leading to a better determination of stability as well as the effect of the magnetic shear on plasma transport properties. Higher resolution edge diagnostics will also benefit transport and stability studies. A microwave scattering diagnostic designed to measure high-k ($k_\theta \rho_s \gg 1$) fluctuations will be commissioned by the end of the 2005 experimental campaign, will help explore the role of ETG modes in electron transport. The role of rotation and possible suppression of external MHD modes will be studied using the new set of active control coils. NSTX is preparing additional technical capability for non-solenoidal startup studies, an enhanced suite of diagnostics for HHFW coupling studies and new methodologies and technical capabilities for particle and power control.

ACKNOWLEDGEMENTS

This work was supported by US Department of Energy Contract DE-AC02-76CH03073 at the Princeton Plasma Physics Laboratory, DE-AC05-00OR22725 at Oak Ridge National Laboratory, DE-AC04-94AL85000 at Sandia National Laboratory, W-7405-ENG-36 at Los Alamos National Laboratory, W-7405-ENG-48 at Lawrence Livermore National Laboratory, Grant DE-FG02-99ER54523 at Johns Hopkins University, DE-FG03-99ER54519 at the University of Washington, DE-FG03-99ER51069 at UC San Diego, DE-FG02-99ER54525, DE-FG02-99ER54521, DE-FG02-91ER54109 at MIT, DE-FG02-99ER54524 at Columbia University, DE-FG03-02ER54684 at CompX, DE-FG02-99ER54520 at Nova Photonics, DE-FG02-99ER54518 at UC Davis, DE-FG03-99ER54527 at UCLA, DE-FG02-99ER54522 at General Atomics, DE-FG03-02ER54681 at UC Irvine, DE-FG02-93ER54215 at University of Rochester, DE-FG02-86ER53223 at NYU and DE-FG02-01ER54619 at University of Wisconsin.

References

- [1] ONO, M., et al., Nucl. Fusion **44** (2004) 452.
- [2] PENG, M., et al., Physics and engineering assessments of spherical torus component test facility, to be submitted to Nucl. Fusion, 2005.
- [3] ONO, M., et al., Plasma Phys. Controlled Fusion **45** (2003) A335.
- [4] SYNAKOWSKI, E.J., et al., Nucl. Fusion **43** (2003) 1653.
- [5] BELL, M.E., et al., Physics results from the National Spherical Torus Experiment, (Proc. 31st EPS Conference on Plasma Physics, London, 2004), in EuroPhysics Conference Abstracts (European Physical Society, P. Norreys, H. Hutchinson, eds.) Vol 28G, Paper P2.194 (on CD-ROM).
- [6] LLOYD, B., et al., Nucl. Fusion **43** (2003) 1665.
- [7] RAMAN, R., et al., Phys. Plasmas **11** (2004) 2565.
- [8] GARTSAK, G., et al., Phys. Plasmas **10** (2003) 1705.
- [9] MUELLER, D., et al., Real-time equilibrium reconstruction and isoflux control of plasma shape and position in the National Spherical Torus Experiment NSTX, (Proc. 31st EPS Conference on Plasma Physics, London, 2004), in EuroPhysics Conference Abstracts (European Physical Society, P. Norreys, H. Hutchinson, eds.) Vol 28G, Paper P2.199 (on CD-ROM).
- [10] FERRON, J.R., et al., Nucl. Fusion **38** (1998) 1055.
- [11] BOEDO, J., et al., Rev. Sci. Instrum. **69** (1998) 2663.
- [12] LAO, L.L., et al., Nucl. Fusion **25** (1985) 1611.
- [13] SABBAGH, S.A., et al., Nucl. Fusion **41** (2001) 1601.
- [14] GATES, D.A., et al., Phys. Plasmas **10** (2003) 1659.
- [15] WADE, M.R., et al., Nucl. Fusion **43** (2003) 634.
- [16] MENARD, J., et al., Internal kink dynamics in high beta NSTX plasmas, submitted to Nucl. Fusion, 2005.

- [17] SABBAGH, S.A., et al., Wall stabilized operation in high beta NSTX plasmas, to be submitted to Nucl. Fusion, 2005.
- [18] GLASSER, A.H. and M.S. CHANCE, Bull. Am. Phys. Soc. **42** (1997) 1848.
- [19] MEYER, H., et al., H-mode transition physics close to double null on MAST and its application to other tokamaks, submitted to Nucl. Fusion, 2005.
- [20] WHYTE, D.G., et al., Nucl. Fusion **38** (1997) 387.
- [21] KAYE, S.M., et al., Nucl. Fusion **37** (1997) 1303.
- [22] ITER Physics Basis, Nucl. Fusion **39** (1999) 2137.
- [23] RHODES, T.L., et al., Phys. Plasmas **9** (2002) 2141.
- [24] LeBLANC, B.P., et al., Nucl. Fusion **44** (2004) 513.
- [25] HOULBERG, W., et al., Phys. Plasmas **4** (1997) 3230.
- [26] GATES, D.A., R. WHITE and H. MYNICK, Phys. Plasmas **11** (2004) L45.
- [27] STUTMAN, D., et al., Studies of improved electron confinement in NSTX, submitted to Nucl. Fusion, 2005.
- [28] SAUTER, O., et al., Phys. Plasmas **6** (1999) 2834.
- [29] KOTSCHENREUTHER, M., et al., Comp. Phys. Comm. **88** (1995) 128.
- [30] DORLAND, W., et al., Phys. Rev. Lett. **85** (2000) 5579.
- [31] BIEWER, T., et al., Rev. Sci. Instrum. **75** (2004) 650.
- [32] OHKAWA, T., General Atomics Report GA-A13847, 1976.
- [33] TAYLOR, G., et al., Phys. Plasmas **11** (2004) 4733.
- [34] FREDRICKSON, E., et al., Study of aspect ratio effects on kinetic MHD instabilities in NSTX and DIII-D, to be submitted to Nucl. Fusion, 2005.
- [35] KUGEL, H., et al., 2005.
- [36] PAUL, S.P., et al., J. Nucl. Mater. **337-339** (2005) 251.
- [37] SOUKHANOVSKII, V., et al., 2005.

- [38] MAINGI, R., et al., Nucl. Fusion **43** (2003) 969.
- [39] MAINGI, R., et al., H-mode turbulence, power threshold ELM and pedestal studies in NSTX, submitted to Nucl. Fusion, 2005.
- [40] MAINGI, R., et al., 2005.
- [41] ZWEBEN, S.J., et al., Nucl. Fusion **44** (2004) 134.

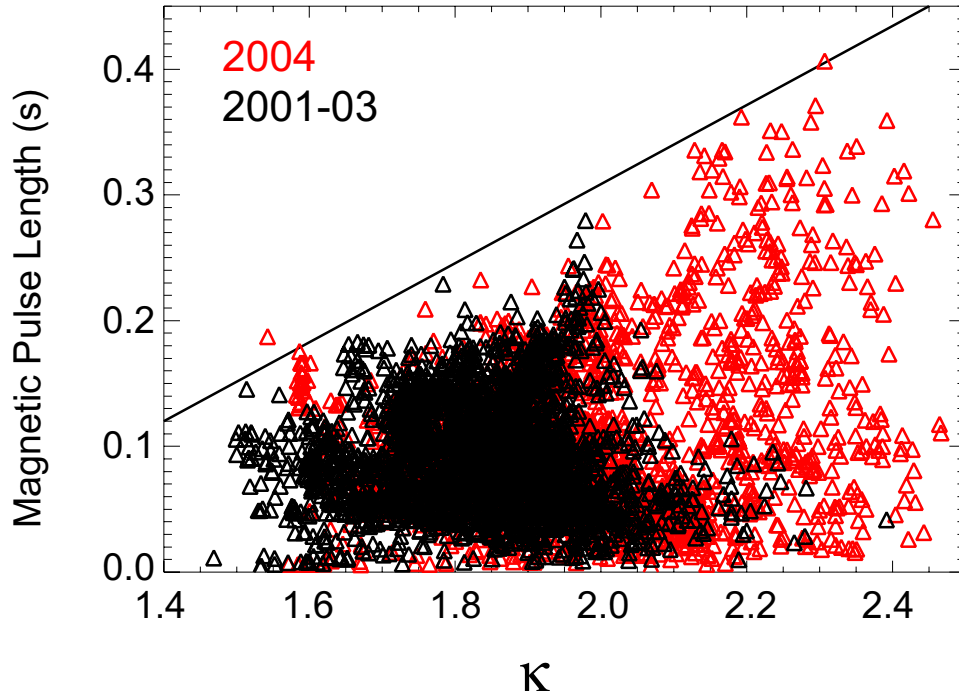


Figure 1: Magnetic pulse length vs elongation for the 2004 experimental campaign (red) and earlier years (black). The magnetic pulse length is defined as $\int_{I_p > 0.85 I_{p,max}} (I_p dt) / I_{TF}$, where I_{TF} is the total toroidal field coil threading current.

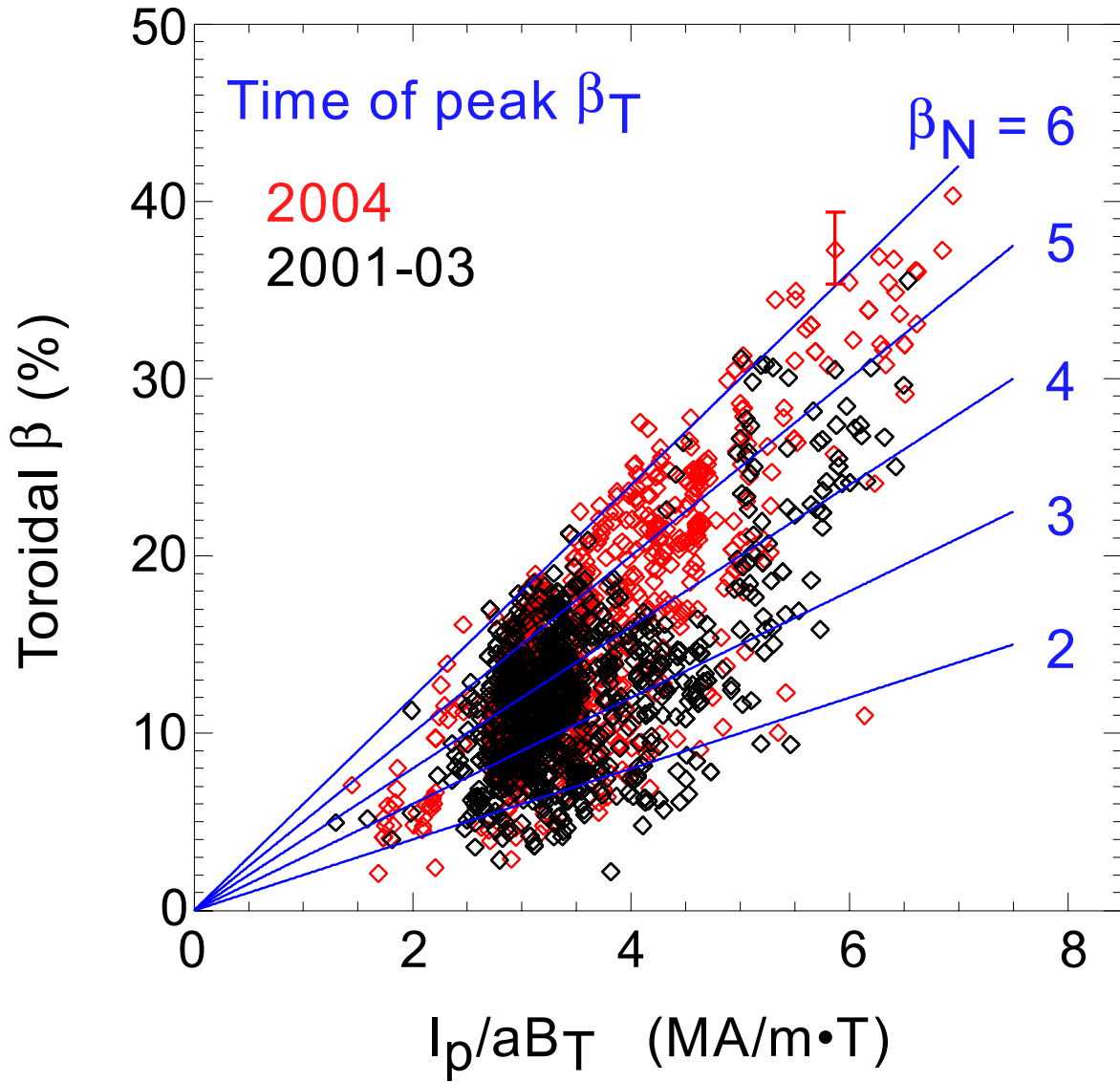


Figure 2: Toroidal β vs I_p/aB_T for 2004 experimental campaign (red) and earlier years (black). Here, B_T is the vacuum toroidal magnetic field at the geometric axis. The data are taken at the time of peak β_T in each discharge.

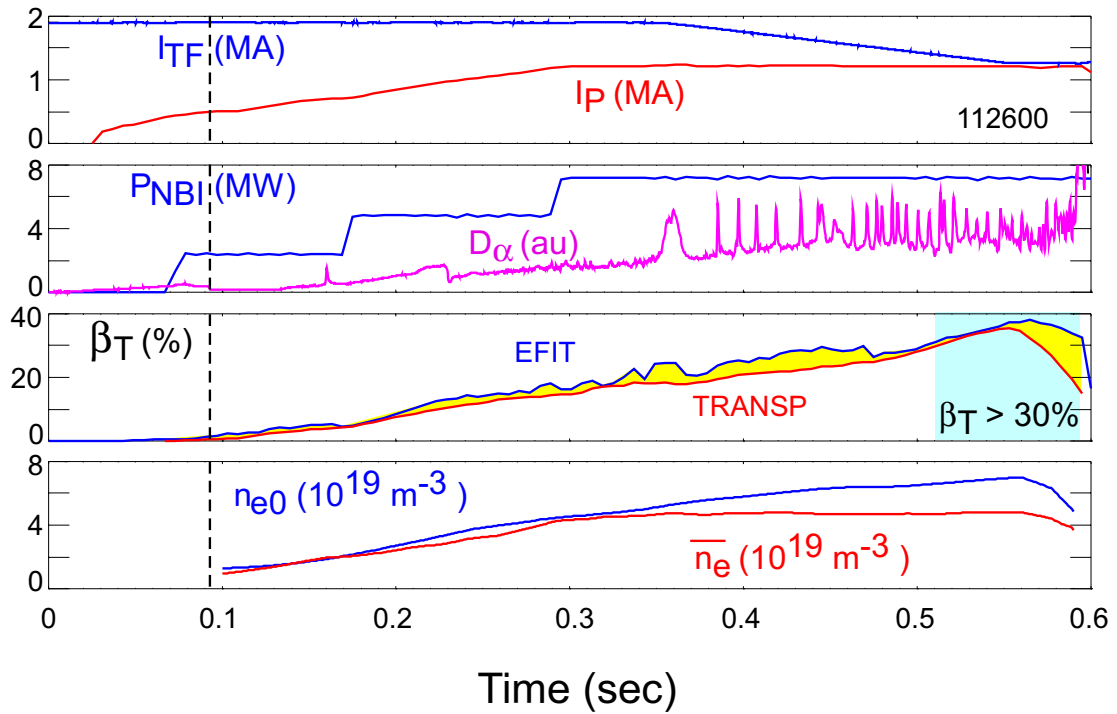


Figure 3: Temporal evolution of high- β_T discharge. $\kappa=2.4$ for this discharge. The time of the L-H transition is denoted by the dashed vertical line.

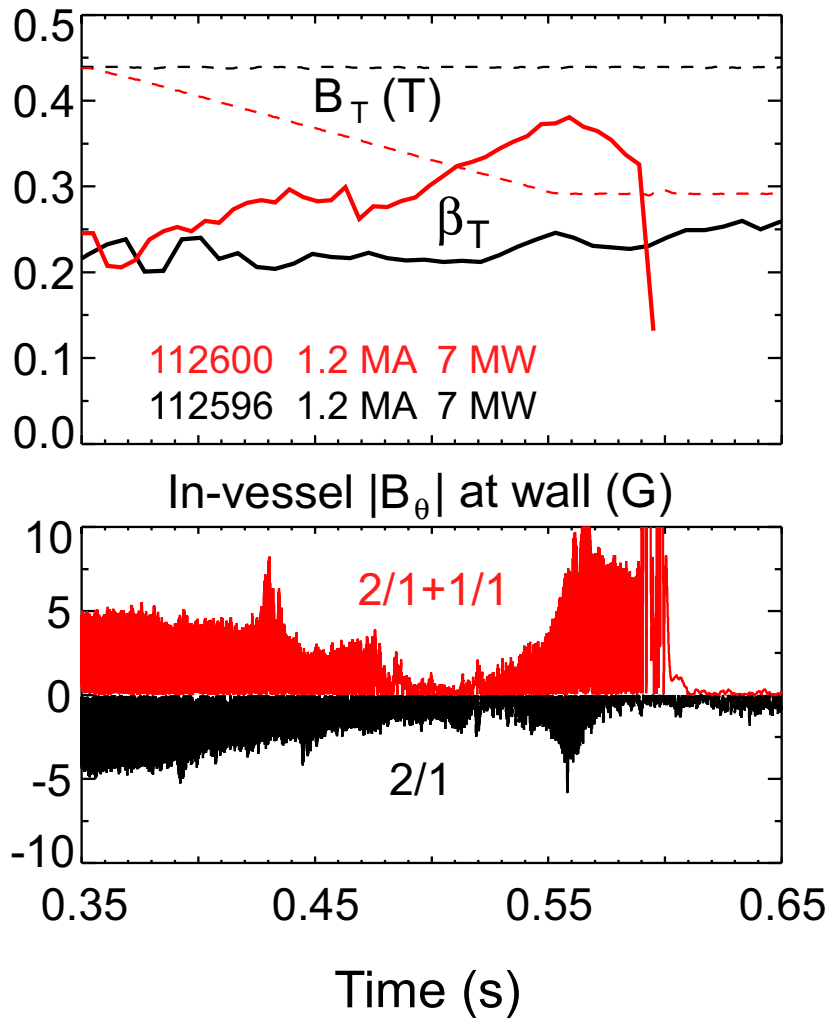


Figure 4: Comparison of β_T and mode evolution for two discharges, 112600 and 112596.

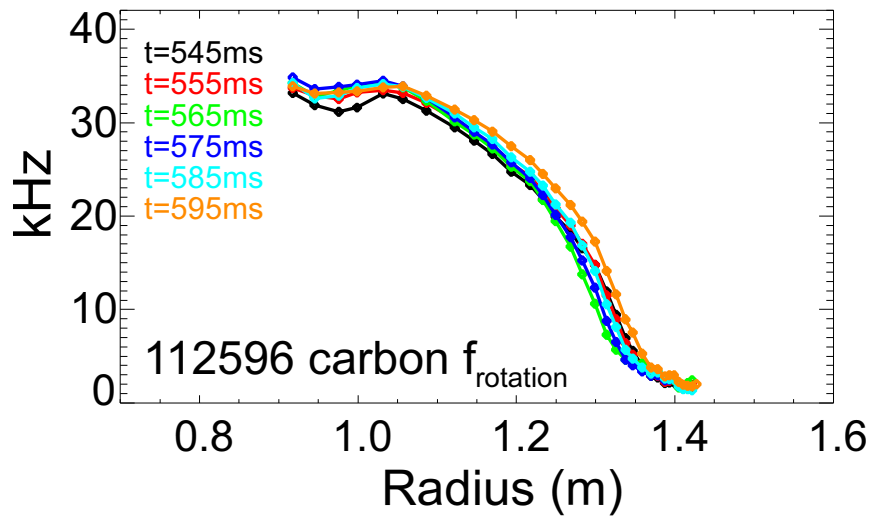
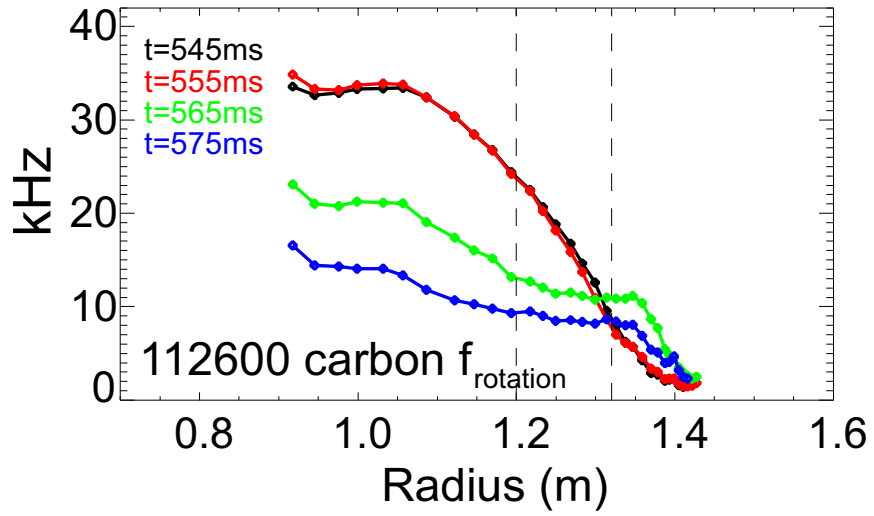


Figure 5: Evolution of carbon toroidal rotation profiles for the high- β_T discharges shown in Fig. 4.

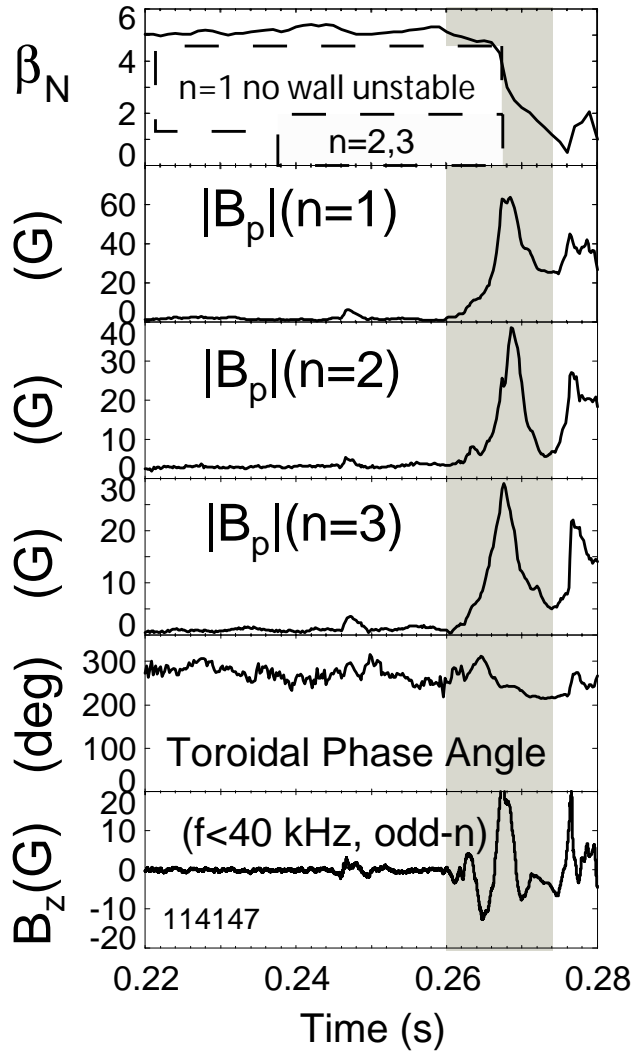


Figure 6: $\beta_N = 5.5$ plasma (top panel) limited by growth of a Resistive Wall Mode. Shown are the $n=1$ to 3 components of the purely growing mode, and the mode phase and fluctuation amplitude of the Mirnov coil data (bottom two panels).

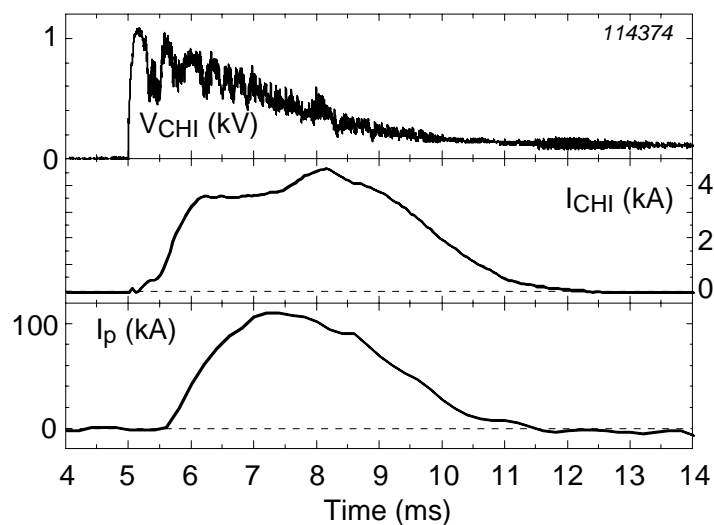


Figure 7: Early time evolution of a discharge whose toroidal current was generated by co-axial helicity injection. Plotted are the CHI voltage and injector current, and the plasma current.

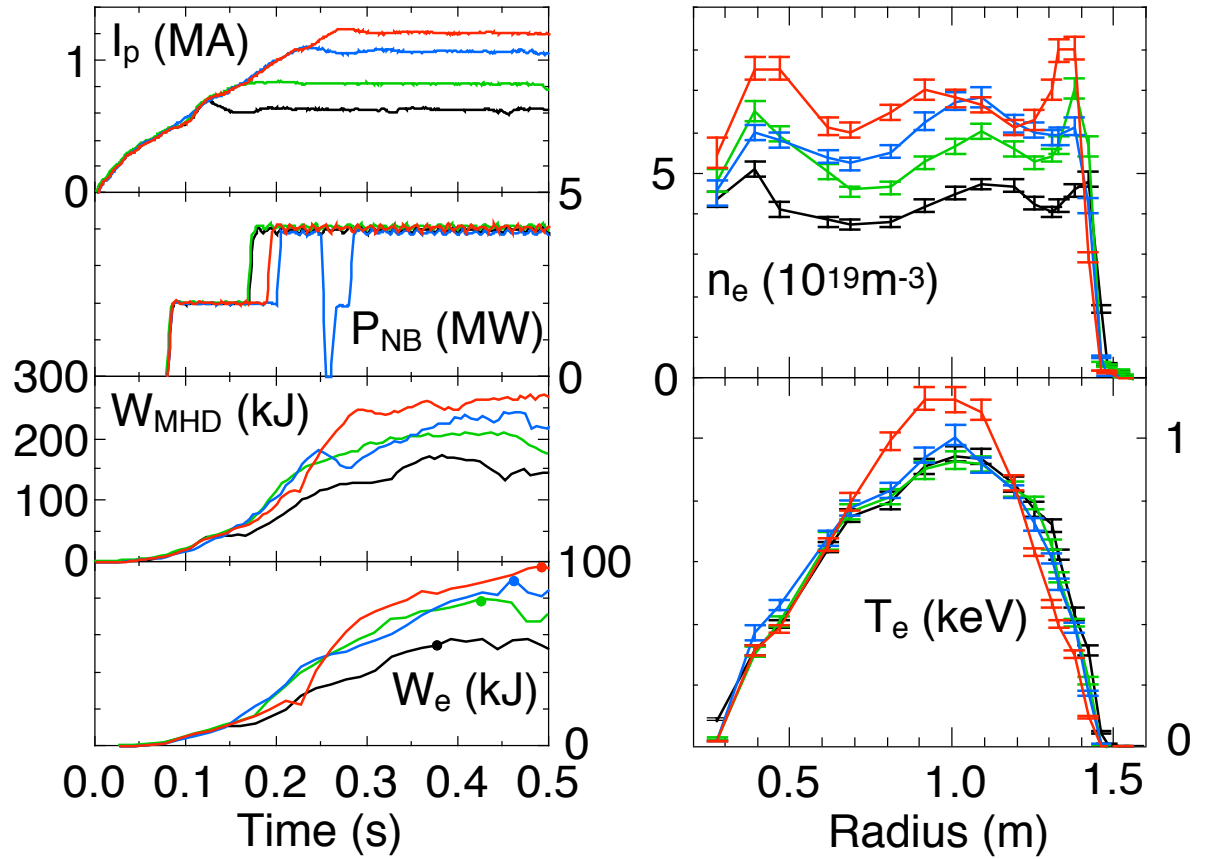


Figure 8: Plasma and electron stored energy evolutions for discharges from a systematic current scaling experiment at fixed neutral beam power. Also shown are the electron temperature and density profiles for these discharges at the time of peak electron stored energy.

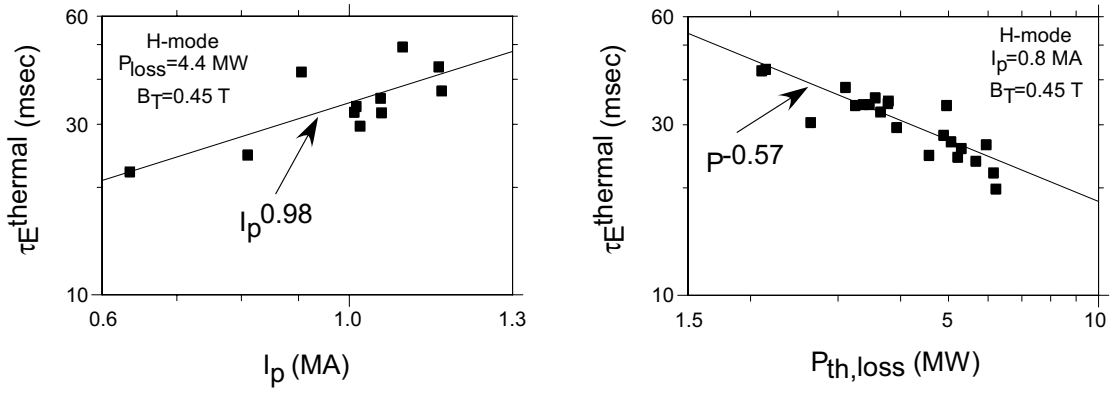


Figure 9: Dependence of thermal energy confinement time on I_p at fixed B_T and input power (left panel) and on heating power at fixed I_p and B_T (right panel). $P_{\text{th,loss}}$ is the total input heating power minus dW/dt and fast ion losses through charge-exchange, bad orbits and shine-thru.

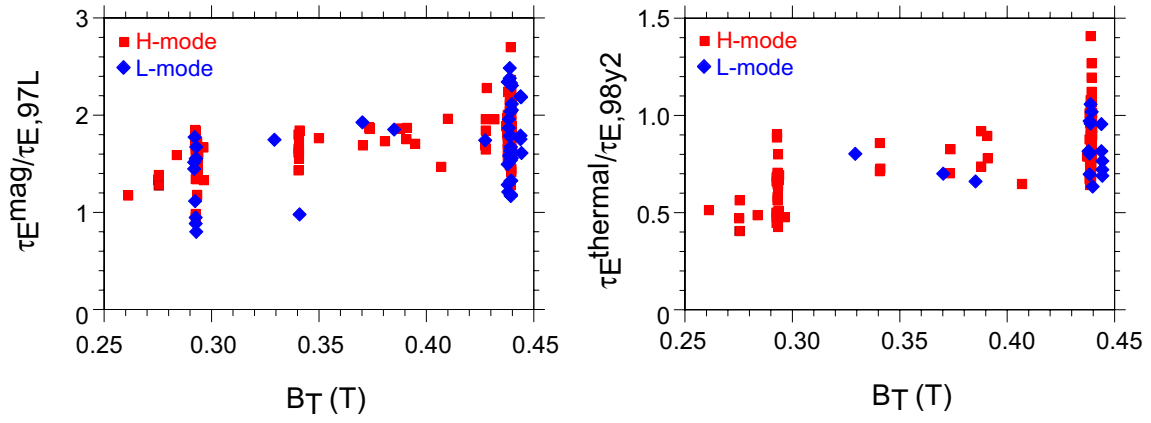


Figure 10: Global energy confinement time normalized to the 97L L-mode scaling value (left panel) and thermal confinement time normalized to the 98P(y,2) scaling (right panel) plotted as a function of toroidal field.

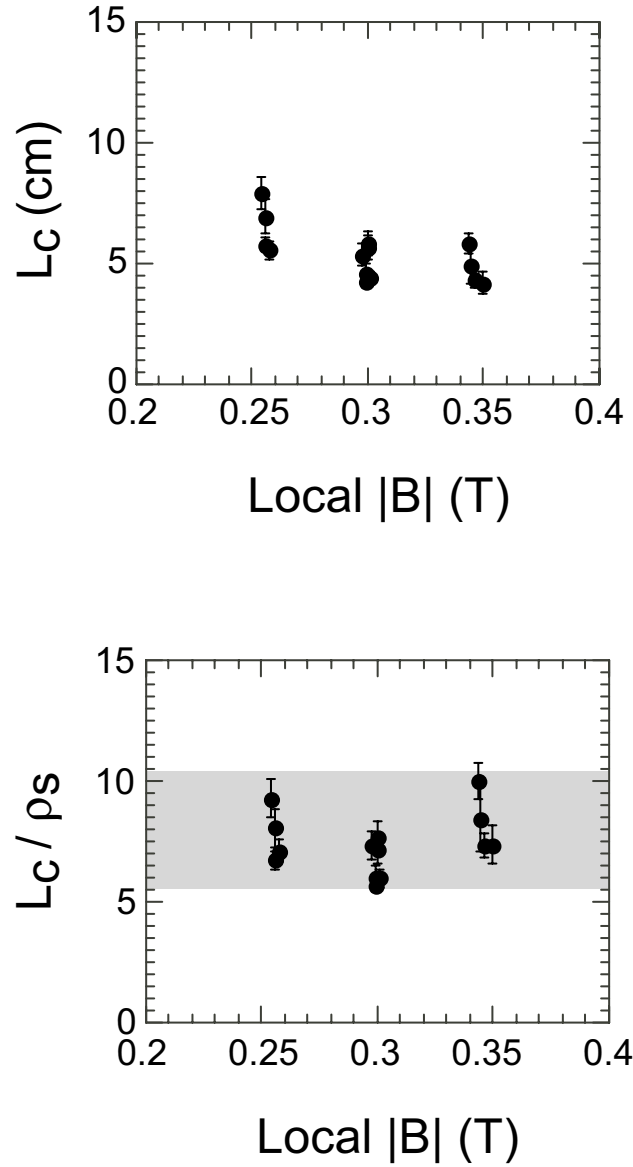


Figure 11: Reflectometer fluctuation radial correlation length as a function of local magnetic field (top) at $r/a=0.7$ for a toroidal field scan at fixed- q . Radial correlation length normalized to the ion characteristic gyroradius, ρ_s (bottom). The local $|B|$ is the local total magnetic field.

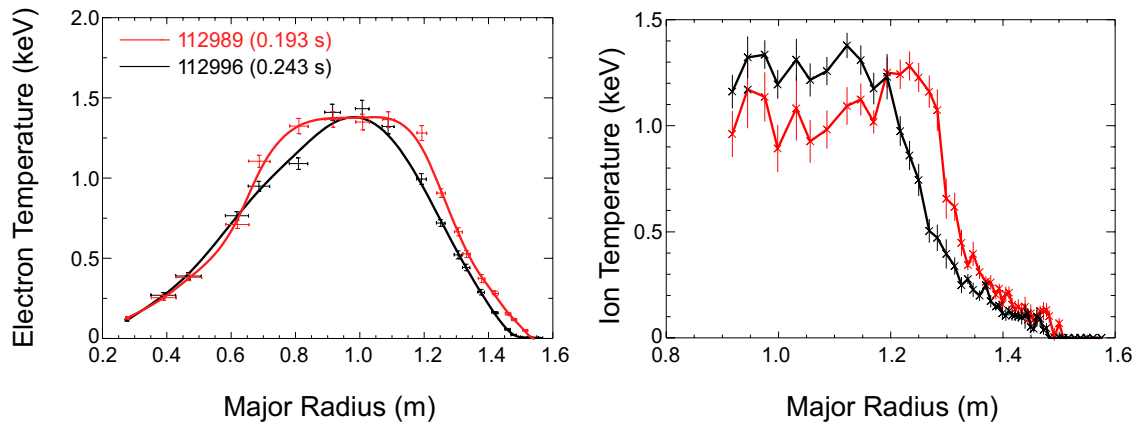


Figure 12: Electron and ion temperature profiles for discharges 112989 (fast I_p ramp, early NBI) and 112996 (slow I_p ramp and later NBI) at times of comparable density and rotation.

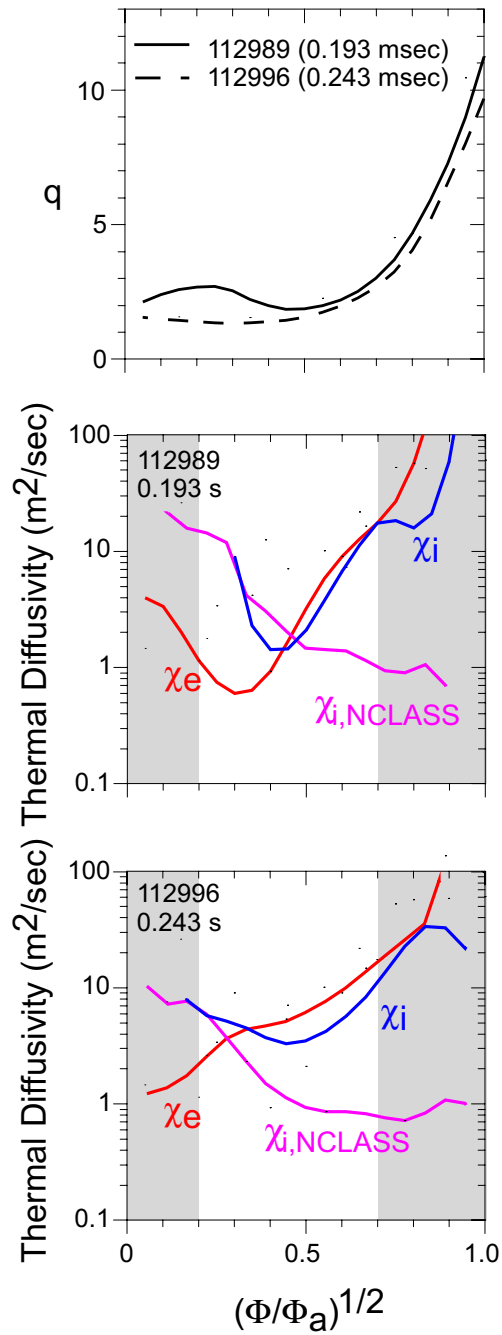


Figure 13: Radial q -profiles as calculated in TRANSP (top panel) and thermal diffusivities (bottom two panels) for comparison discharges, plotted as a function of the local toroidal flux, Φ normalized to the toroidal flux at the plasma boundary, Φ_a .

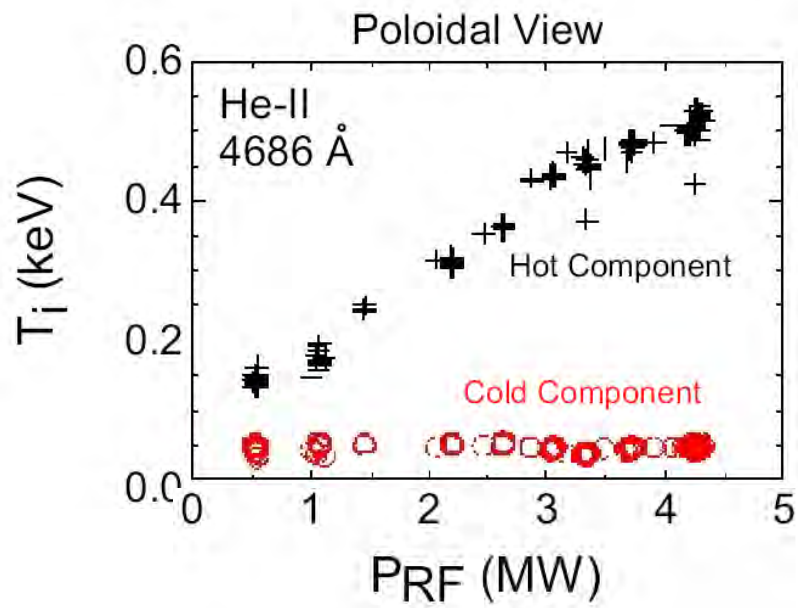


Figure 14: Edge ion temperature for the cold and hot components of the edge ions as a function of HHFW heating power.

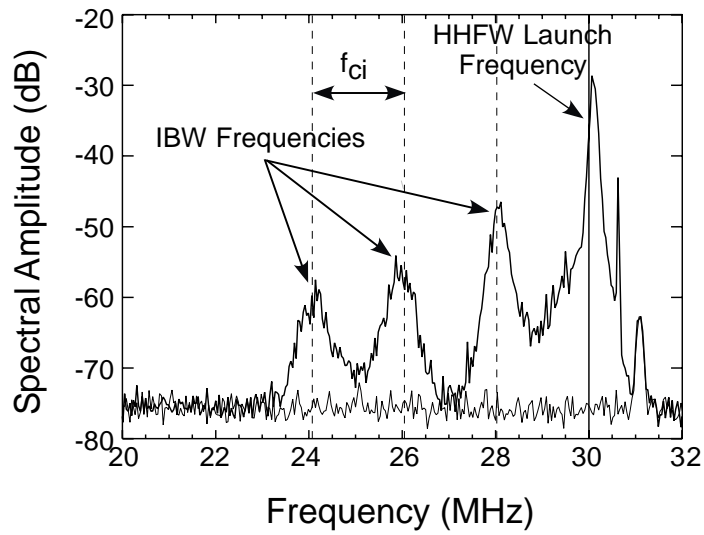


Figure 15: Parametric decay of HHFW into IBW waves as measured by an RF probe. The lower curve represents the noise level of the probe.

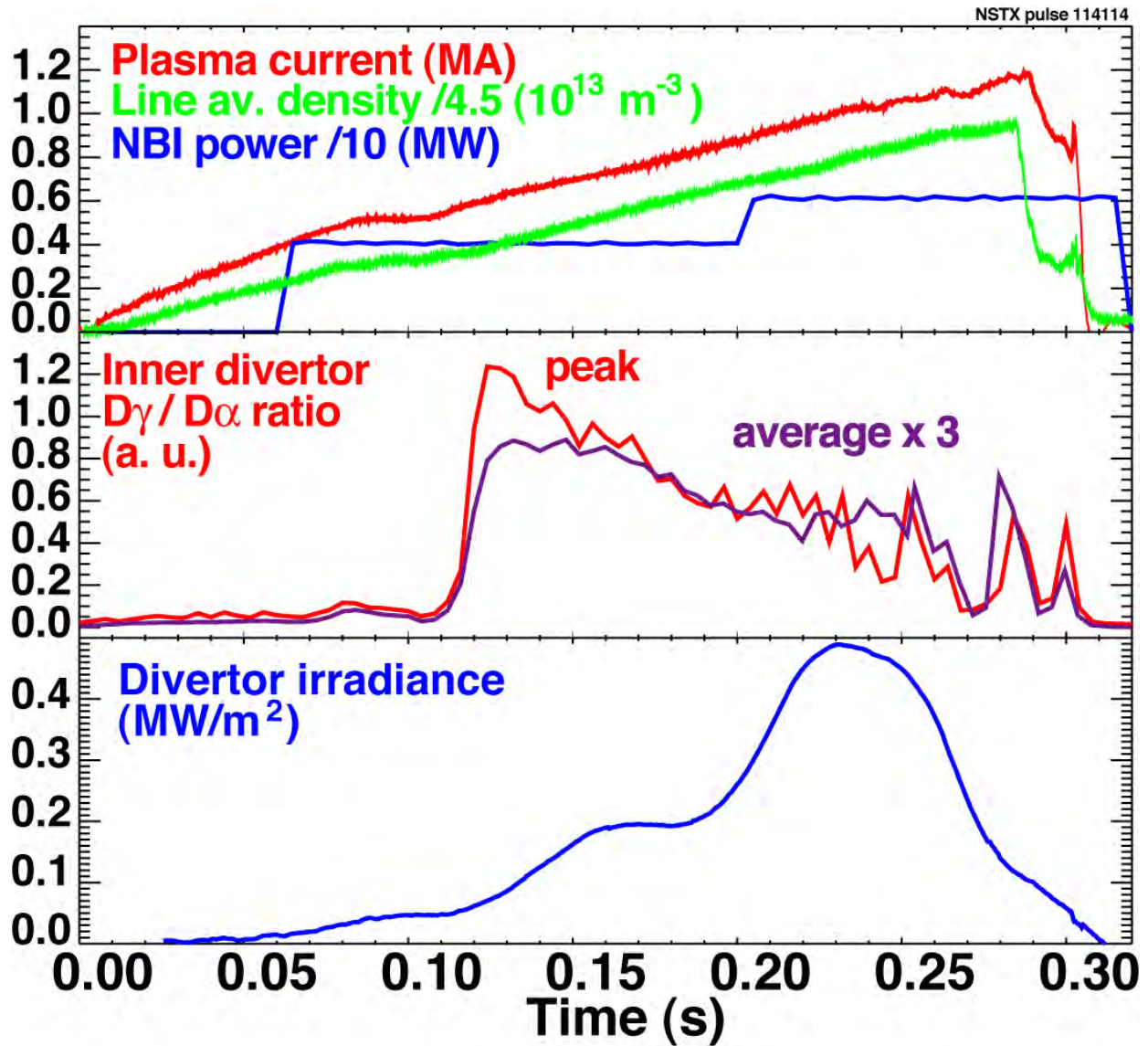


Figure 16: Time evolution of a plasma discharge showing inner divertor detachment. The middle panel shows peak and average D_γ/D_α ratios, and the bottom panel is a measure of divertor radiation.

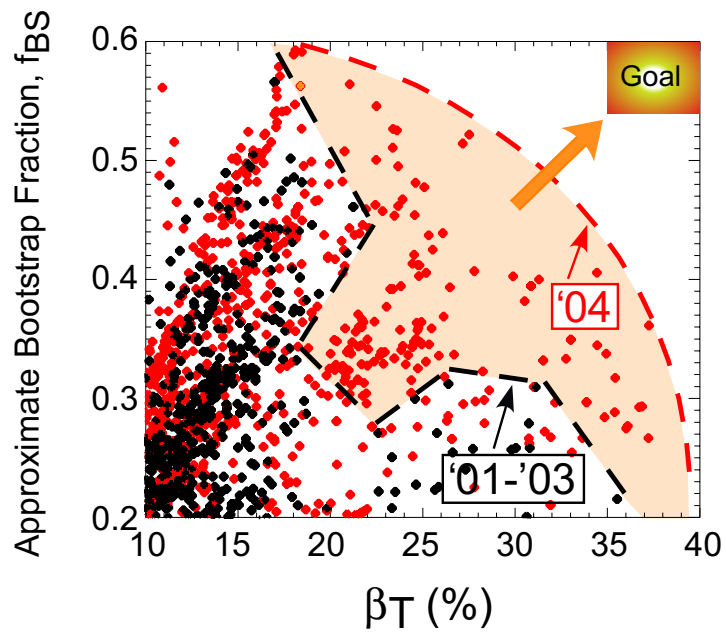


Figure 17: A crude estimate of bootstrap fraction plotted as a function of β_t for discharges from 2004 (red points) and those from earlier years (black points).

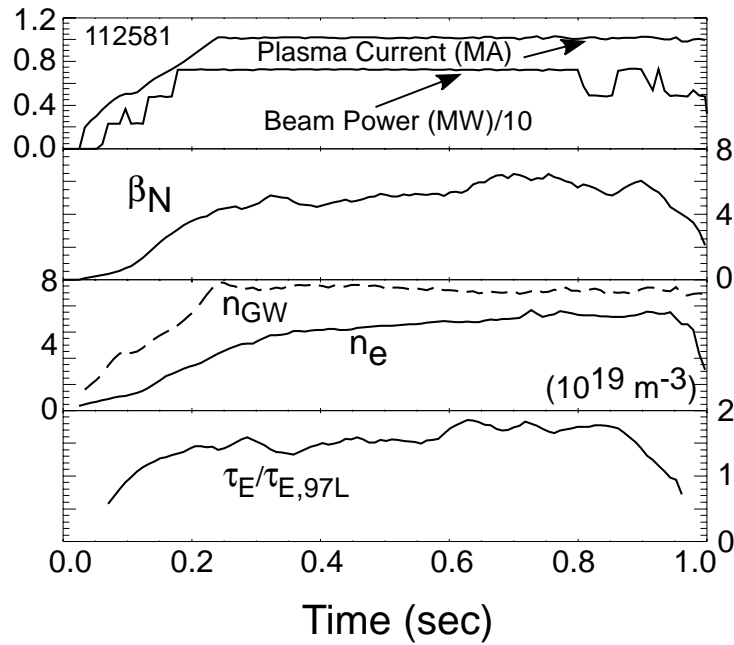


Figure 18: Time evolution of long-pulse, high-performance discharge. This discharge had $\kappa=2.3$ and a hollow Z_{eff} profile with values of near 5 at the edge and value of 1.5, increasing to 3 with time, in the core. The magnetic shear for this discharge, as calculated in TRANSP, was monotonically increasing with radius, but was low in the core.

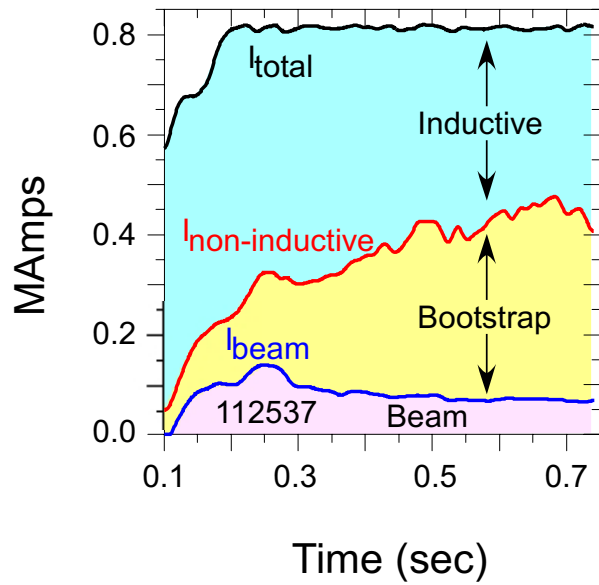


Figure 19: Time evolution of current fractions for a long-pulse, high-performance discharge similar to the one shown in the previous figure.

External Distribution

Plasma Research Laboratory, Australian National University, Australia
Professor I.R. Jones, Flinders University, Australia
Professor João Canalle, Instituto de Fisica DEQ/IF - UERJ, Brazil
Mr. Gerson O. Ludwig, Instituto Nacional de Pesquisas, Brazil
Dr. P.H. Sakanaka, Instituto Fisica, Brazil
The Librarian, Culham Science Center, England
Mrs. S.A. Hutchinson, JET Library, England
Professor M.N. Bussac, Ecole Polytechnique, France
Librarian, Max-Planck-Institut für Plasmaphysik, Germany
Jolan Moldvai, Reports Library, Hungarian Academy of Sciences, Central Research
Institute for Physics, Hungary
Dr. P. Kaw, Institute for Plasma Research, India
Ms. P.J. Pathak, Librarian, Institute for Plasma Research, India
Dr. Pandji Triadyaksa, Fakultas MIPA Universitas Diponegoro, Indonesia
Professor Sami Cuperman, Plasma Physics Group, Tel Aviv University, Israel
Ms. Clelia De Palo, Associazione EURATOM-ENEA, Italy
Dr. G. Grosso, Istituto di Fisica del Plasma, Italy
Librarian, Naka Fusion Research Establishment, JAERI, Japan
Library, Laboratory for Complex Energy Processes, Institute for Advanced Study,
Kyoto University, Japan
Research Information Center, National Institute for Fusion Science, Japan
Professor Toshitaka Idehara, Director, Research Center for Development of Far-Infrared Region,
Fukui University, Japan
Dr. O. Mitarai, Kyushu Tokai University, Japan
Mr. Adefila Olumide, Ilorin, Kwara State, Nigeria
Dr. Jiangang Li, Institute of Plasma Physics, Chinese Academy of Sciences, People's Republic of China
Professor Yuping Huo, School of Physical Science and Technology, People's Republic of China
Library, Academia Sinica, Institute of Plasma Physics, People's Republic of China
Librarian, Institute of Physics, Chinese Academy of Sciences, People's Republic of China
Dr. S. Mirnov, TRINITI, Troitsk, Russian Federation, Russia
Dr. V.S. Strelkov, Kurchatov Institute, Russian Federation, Russia
Kazi Firoz, UPJS, Kosice, Slovakia
Professor Peter Lukac, Katedra Fyziky Plazmy MFF UK, Mlynska dolina F-2, Komenskeho Univerzita,
SK-842 15 Bratislava, Slovakia
Dr. G.S. Lee, Korea Basic Science Institute, South Korea
Dr. Rasulkhozha S. Sharafiddinov, Theoretical Physics Division, Institute of Nuclear Physics, Uzbekistan
Institute for Plasma Research, University of Maryland, USA
Librarian, Fusion Energy Division, Oak Ridge National Laboratory, USA
Librarian, Institute of Fusion Studies, University of Texas, USA
Librarian, Magnetic Fusion Program, Lawrence Livermore National Laboratory, USA
Library, General Atomics, USA
Plasma Physics Group, Fusion Energy Research Program, University of California at San Diego, USA
Plasma Physics Library, Columbia University, USA
Alkesh Punjabi, Center for Fusion Research and Training, Hampton University, USA
Dr. W.M. Stacey, Fusion Research Center, Georgia Institute of Technology, USA
Director, Research Division, OFES, Washington, D.C. 20585-1290

The Princeton Plasma Physics Laboratory is operated
by Princeton University under contract
with the U.S. Department of Energy.

Information Services
Princeton Plasma Physics Laboratory
P.O. Box 451
Princeton, NJ 08543

Phone: 609-243-2750
Fax: 609-243-2751
e-mail: pppl_info@pppl.gov
Internet Address: <http://www.pppl.gov>